

Register and authorize users to the GGRETA Information Management System

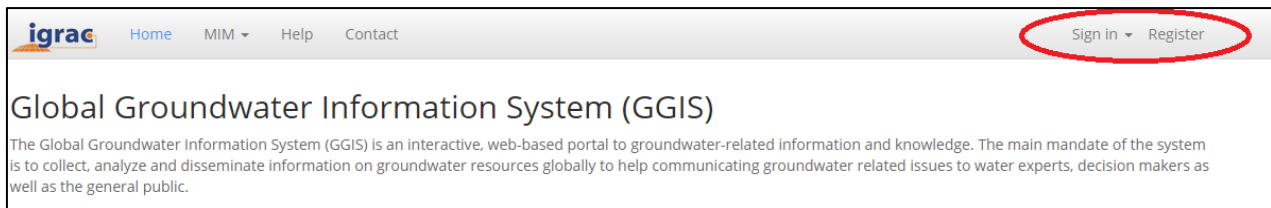
Background information:

The Groundwater Information Management System has two view modes: the *public view*, freely accessible to anyone with internet access, and the *protected workspace*, a password protected environment which is only available to registered and authorized users. In the *protected workspace*, registered users have access to a password protected environment, to manage the groundwater information related to the Pretashkent aquifer.

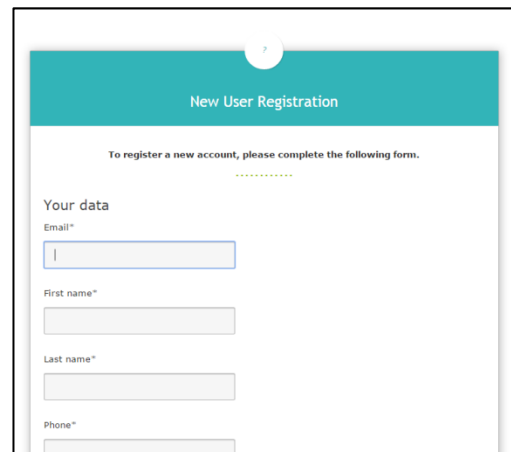
To upload data and/or to view data in the protected workspace, a user needs to have a GGIS user account and have the correct role assigned by the GGIS administrator (IGRAC).

Instructions

1. Go to <https://ggis.un-igrac.org> and select 'register'



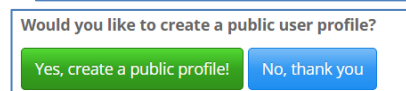
2. Fill in the registration form. You will receive an email with a verification code to complete the process. After finishing to process you are a registered GGIS user. Note: Your e-mail address is your username.

The image shows a 'New User Registration' form. The form has a teal header with the title 'New User Registration'. Below the header, there is a sub-header 'Your data' and a list of input fields: 'Email*', 'First name*', 'Last name*', and 'Phone*'. Each field has a corresponding text input box.

3. Please inform the system administrator once you are successfully registered in the GGIS, the system administrator will provide you the appropriate access rights to the GGRETA workspace.

4. Besides a registration to the GGIS, you have the option to create an online public user profile. You can add additional information on contact information and your area of expertise. This information will be available online and can be used by third parties to get in contact with (local) groundwater experts.

- Select 'my profile' this will appear next to your username
- Select 'Yes, create a public user profile'
- Fill in the form , and select 'save'

The image shows a button labeled 'My profile' followed by the email address 'ggis@un-igrac.org' and a dropdown arrow.The image shows a dialog box with the question 'Would you like to create a public user profile?'. There are two buttons: a green button labeled 'Yes, create a public profile!' and a blue button labeled 'No, thank you'.